

粗鋼生産1億478万トン、前年比0.3%減、2年連続の減少

Crude steel production down for the second consecutive year, declining 0.3% to 104.78 million tons

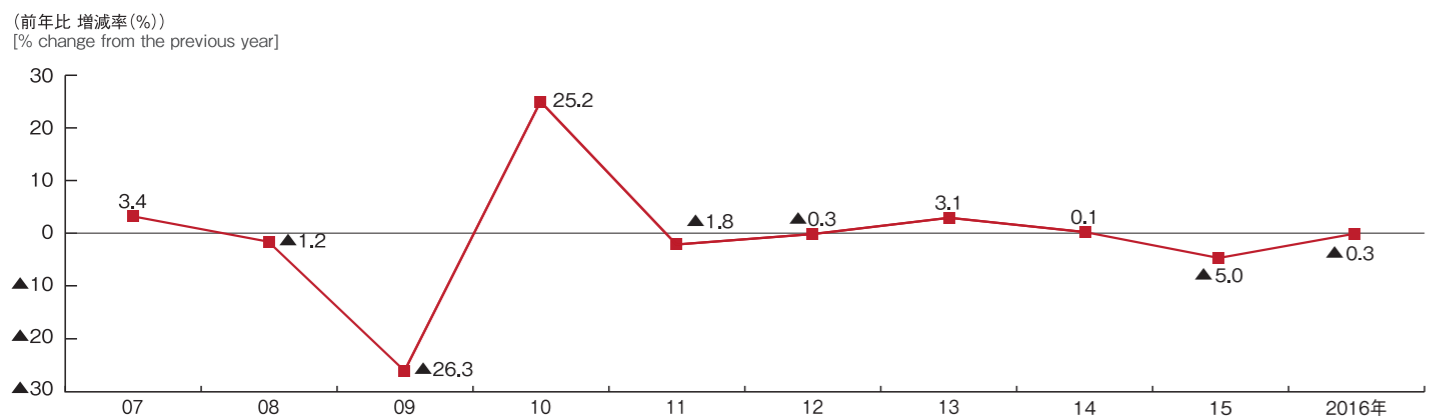
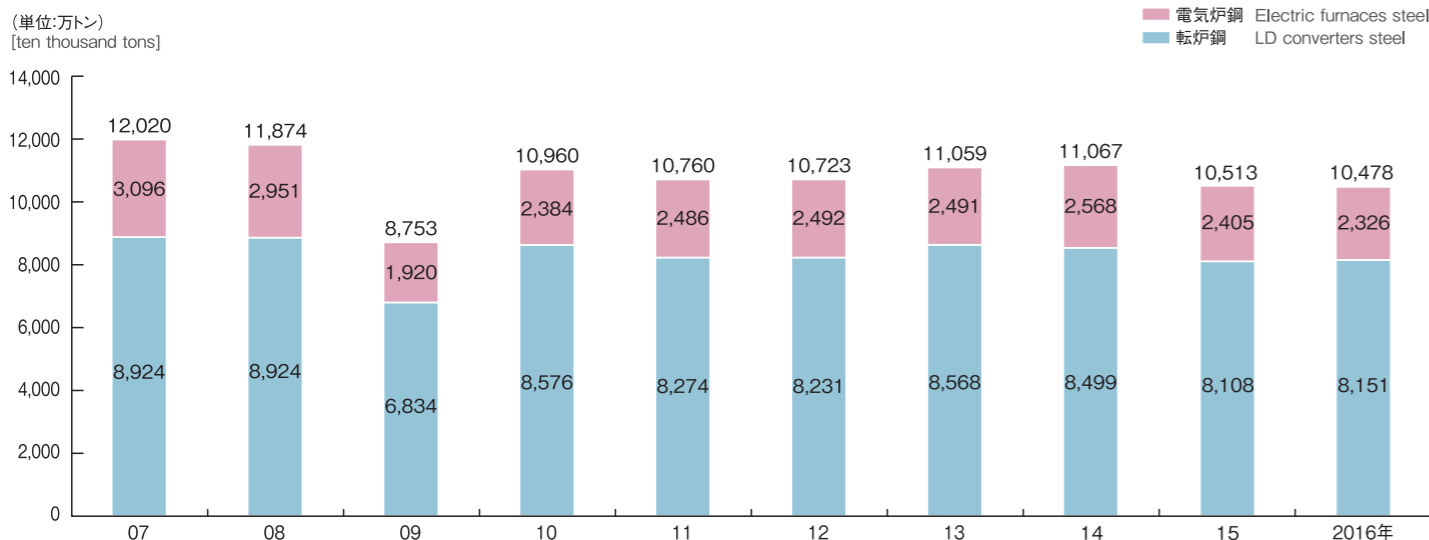
2016年の粗鋼生産は、年初は国内需要の低迷により落ち込みが続いたものの、春先以降、建設や自動車需要に持ち直しの動きがみられたことから緩やかな回復軌道を迎えた。こうしたなか、在庫調整の進展も加わり、年後半から粗鋼生産の回復は力強さを増したものの、年計では前年比36万トン、0.3%減の1億478万トンと2年連続の減少となった。

普通鋼熱間圧延鋼材の生産は、前年比95万トン、1.3%減の7,319万トンと、3年連続の減少となった。特殊鋼熱間圧延鋼材生産は、同56万トン、3.0%増の1,944万トンと2年ぶりの増加となった。

In 2016, crude steel production in Japan continued to decline early in the year due to sluggish domestic demand. But a slow recovery started in the spring backed by a rebound in steel demand in the construction and automobile industries. Higher demand and progress with inventory reductions increased the pace of the recovery in production in the second half of 2016. Overall, crude steel output was down 0.3% to 104.78 million tons, declining for the second consecutive year.

Output of ordinary hot-rolled flat products decreased for the third consecutive year, declining 1.3% (950,000 tons) to 73.19 million tons. Special steel hot-rolled flat product output was up 3.0% (560,000 tons) to 19.44 million tons, the first increase in two years.

● 粗鋼生産推移 Crude Steel Production



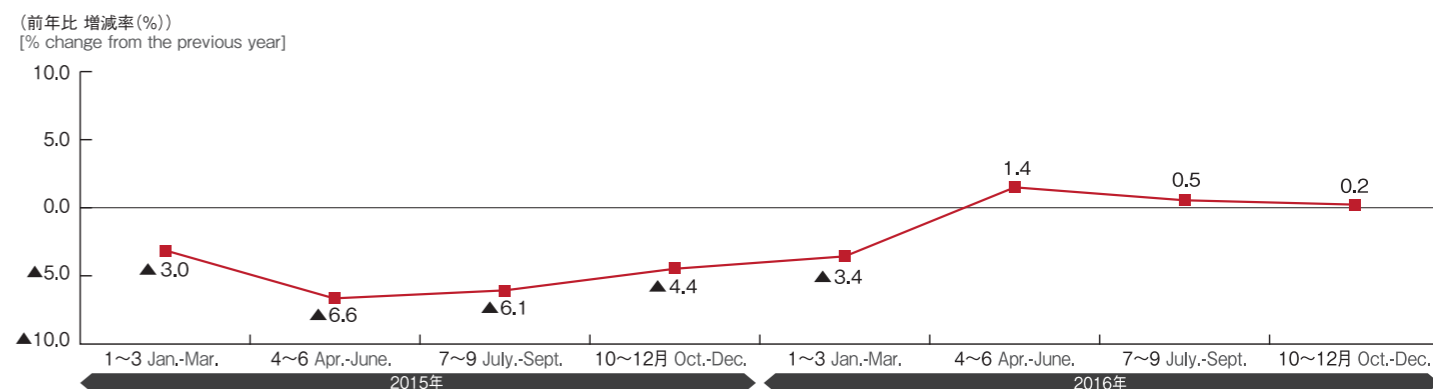
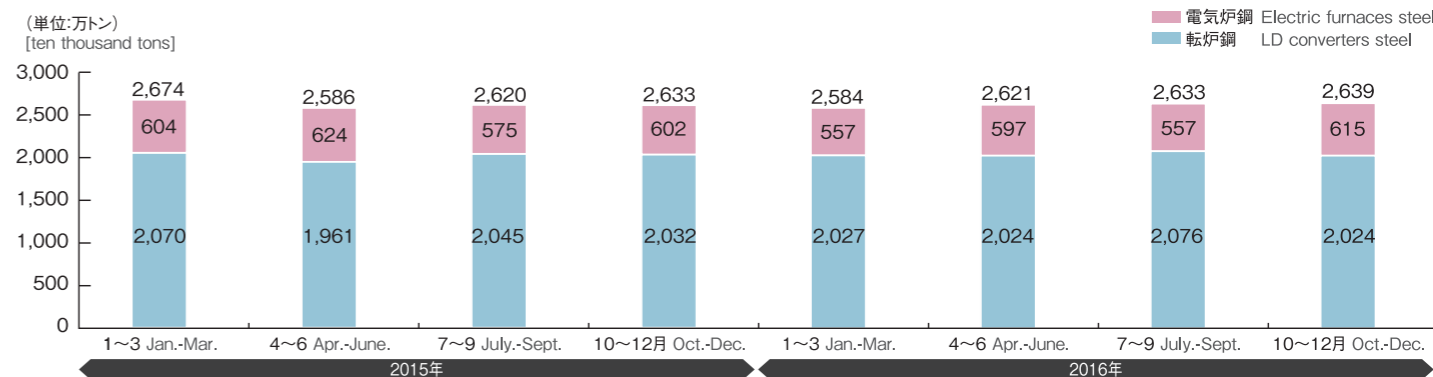
出所：経済産業省 Source: Ministry of Economy, Trade and Industry

● 鉄鋼生産実績 Iron and Steel Production

品種/年 Product/year	過去最高 Past record	2012	2013	2014	2015	2016	2016/2015 (%) Change
鉄鉄 Pig iron	9,044 (1974年)	8,141	8,385	8,387	8,101	8,019	▲1.0
粗鋼 Crude steel	12,020 (2007年)	10,723	11,059	11,067	10,513	10,478	▲0.3
粗鋼 Crude steel							
LD converters steel	9,606 (1973年)	8,231	8,568	8,499	8,108	8,151	0.5
Electric furnaces steel	3,470 (1990年)	2,492	2,491	2,568	2,405	2,326	▲3.3
普通鋼 Ordinary crude steel	10,594 (1973年)	8,324	8,610	8,540	8,168	8,074	▲1.2
特殊鋼 Special crude steel	2,617 (2008年)	2,399	2,449	2,526	2,345	2,403	2.5

出所：経済産業省 Source: Ministry of Economy, Trade and Industry

● 粗鋼生産推移(四半期別) Crude Steel Production (Quarterly Basis)



出所：経済産業省 Source: Ministry of Economy, Trade and Industry

● 普通鋼熱間圧延鋼材の生産量 Production of Ordinary Hot-rolled Steel Products

品種 Products	生産 Production			構成比 Share %	2016/2015 (%) Change
	2014	2015	2016		
軌条・外輪 Rails, tires and rolled wheels	84	81	76	1.0	▲6.4
形鋼(含鋼矢板) Steel shapes and sheet piling	690	657	634	8.7	▲3.5
棒鋼 Steel bars	1,003	944	913	12.5	▲3.2
線材 Steel wire rods	194	180	177	2.4	▲1.7
厚板 Heavy plates	1,070	1,022	1,017	13.9	▲0.5
中板・薄板 Medium plates/sheets	16	14	14	0.2	2.9
広幅鋼帯 Wide strips	4,519	4,415	4,387	59.9	▲0.6
帯鋼 Narrow strips	60	60	58	0.8	▲2.4
管材 Rounds for tubes	62	41	42	0.6	3.3
合計 Total	7,697	7,413	7,319	100.0	▲1.3

出所：経済産業省 Source: Ministry of Economy, Trade and Industry

● 普通鋼冷間仕上・めっき鋼材の生産量 Production of Ordinary Cold-finished Steel Products and Coated Sheets

品種 Products	2013	2014	2015	2016	2016/2015 (%) Change
	普通鋼冷間仕上鋼材 Ordinary cold-finished steel				
磨帯鋼・冷延鋼板 Cold-rolled sheets/narrow strips	14	15	15	14	▲2.8
冷延広幅帯鋼 Cold-rolled wide strips	2,042	2,020	1,852	1,851	▲0.1
冷延電気鋼帯 Cold-rolled electrical sheets and strips	161	155	138	135	▲2.2
めっき鋼材 Coated steel					
ブリキ Tin plates	95	87	92	94	2.0
亜鉛めっき鋼板 Galvanized sheets	1,228	1,207	1,090	1,069	▲1.9
ティンフリースチール Tin-free steel	71	78	71	76	7.0
その他の金属めっき鋼板 Other metallic-coated sheets	125	131	124	130	▲5.2

出所：経済産業省 Source: Ministry of Economy, Trade and Industry

● 特殊鋼熱間圧延鋼材の生産量 Production of Special Hot-rolled Steel Products

品種 Products	生産 Production			構成比 Share %	2016/2015 (%) Change
	2014	2015	2016		
工具鋼 Tool steels	26	25	24	1.2	▲1.8
機械構造用炭素鋼 Carbon steel for machine structure	482	465	471	24.3	1.5
構造用合金鋼 Alloy steel for structure	400	356	359	18.5	0.8
ばね鋼 Spring steel	44	43	41	2.1	▲4.6
軸受鋼 Bearing steel	103	99	94	4.8	▲4.8
ステンレス鋼 Stainless steel	300	276	278	14.3	1.0
快削鋼 Free-cutting steel	70	62	59	3.0	▲4.1
ピアノ線材 Piano wire rods	57	58	59	3.0	2.6
高抗張力鋼 High-tensile-strength steel	597	495	549	28.2	10.7
その他の特殊用途鋼 Other steel for special purposes	12	10	8	0.4	▲14.0
合計 Total	2,090	1,888	1,944	100	3.0

出所：経済産業省 Source: Ministry of Economy, Trade and Industry

● 熱間鋼管の生産量 Production of Hot-steel Pipes and Tubes

品種 Products	2013	2014	2015	2016	2016/2015 (%) Change
	普通鋼熱間鋼管 Ordinary hot-steel pipes and tubes				
継目無鋼管 Seamless pipes and tubes	57	56	46	37	▲19.9
鍛接鋼管 Butt welded pipes and tubes	15	11	9	9	▲2.5
電縫鋼管 Electric-welded pipes and tubes	314	323	295	297	0.4
電弧溶接鋼管 Arc-welded pipes and tubes	86	75	76	75	▲0.6
特殊鋼熱間鋼管 Special hot-steel pipes and tubes					
継目無鋼管 Seamless pipes and tubes	111	121	84	82	▲2.3
電縫鋼管 Electric-welded pipes and tubes	33	34	29	21	▲28.6
電弧溶接鋼管 Arc-welded pipes and tubes	83	101	41	76	85.3

出所：経済産業省 Source: Ministry of Economy, Trade and Industry