

全鉄鋼輸出は4,340万トン、前年比26.0%増と過去最高を更新、全鉄鋼輸入量は721万トンと3年ぶりの増加

Exports increased 26.0% to an all-time high of 43.40 million tons and imports were 7.21 million tons, the first increase in three years

2010年の全鉄鋼輸出は前年比26.0%増の4,340万トンと2年ぶりに増加し、2008年の3,813万トンを抜いて過去最高となった。アジア向け輸出を中心に、年初より月間300万トンを超える水準で推移し、年後半には急激な円高が進行したものの、その勢いを維持した。最大輸出仕向先は韓国(1,096万トン)で、以下、中国(751万トン)、タイ(484万トン)台湾(369万トン)の順となった。

このうち、普通鋼鋼材は前年比31.2%増と大幅な増加となった。その内訳をみると、最大の輸出品種である熱延薄板・鋼帯が前年比27.0%増加した他、厚中板、冷延鋼板類、亜鉛めっき鋼板など、全ての品種で増加となった。

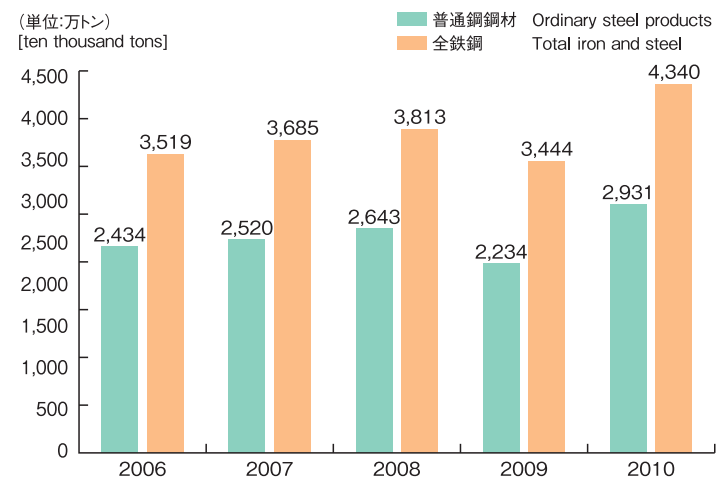
2010年の全鉄鋼輸入は前年比56.3%増の721万トンと3年ぶりに増加した。うち、普通鋼鋼材は円高を背景に46.8%増の366万トンと3年ぶりの増加となった。普通鋼鋼材の内訳をみると、最大の輸入品種である熱延薄板・鋼帯が前年比53.3%増加した他、冷延鋼板類、亜鉛めっき鋼板、線材なども増加した。普通鋼鋼材の最大の仕入先は韓国(227万トン)で、以下、台湾(71万トン)、中国(60万トン)の順となり、この3カ国で輸入量全体の97.7%を占めた。

Total iron and steel exports in 2010 increased 26.0% to 43.40 million tons, the first increase in two years. Exports set a new record by surpassing the previous record of 38.13 million tons in 2008. Monthly exports were more than 3 million tons throughout the year, with most exports going to Asia. Exports remained strong even as the yen strengthened rapidly in the second half of 2010. South Korea was the largest buyer of exported steel from Japan (10.96 million tons), China was second (7.51 million tons), Thailand was third (4.84 million tons) and Taiwan was fourth (3.69 million tons).

There was strong growth in exports of ordinary steel products, which were 31.2% higher than in 2009. Exports of hot-rolled sheets and coils, the largest category of exports, increased 27.0%. There were also increases in exports of heavy and medium plates, cold-rolled sheets and coils, galvanized sheets and all other categories of ordinary steel products.

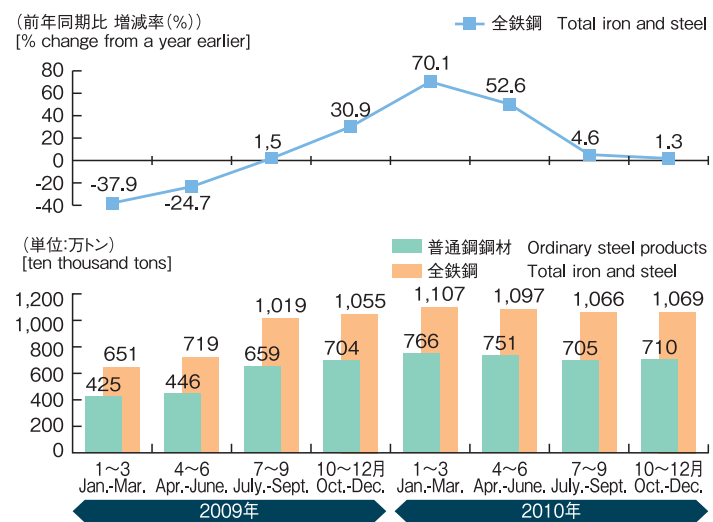
Total iron and steel imports increased 56.3% to 7.21 million tons, the first increase in three years. Owing partly to the yen's strength, imports of ordinary steel products were up 46.8% to 3.66 million tons, the first increase in three years. Imports of hot-rolled sheets and coils, the largest category, increased 53.3%. Imports of cold-rolled sheets and coils, galvanized sheets, wire rods and other categories were higher, too. South Korea is the largest exporter to Japan (2.27 million tons), followed by Taiwan (710,000 tons) and China (600,000 tons). These three countries collectively accounted for 97.7% of Japan's imports of ordinary steel products in 2010.

● 鉄鋼輸出量の推移 Japanese Steel Exports



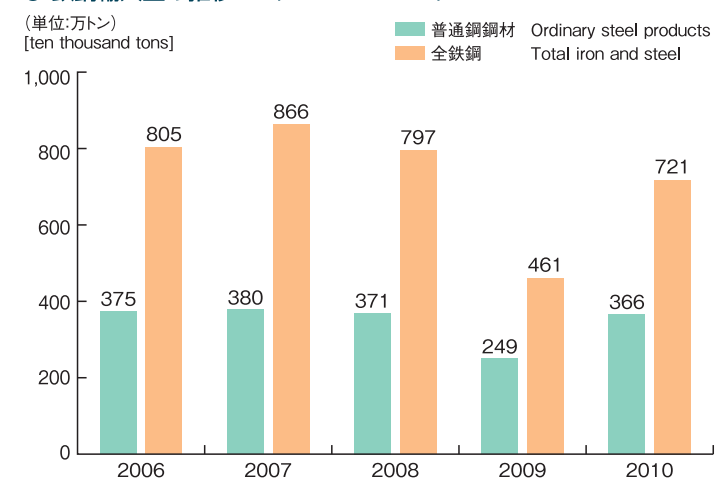
出所:財務省貿易統計 Source: "Trade Statistics of Japan" Ministry of Finance

● 鉄鋼輸出量の推移(四半期別) Japanese Steel Exports (Quarterly Basis)



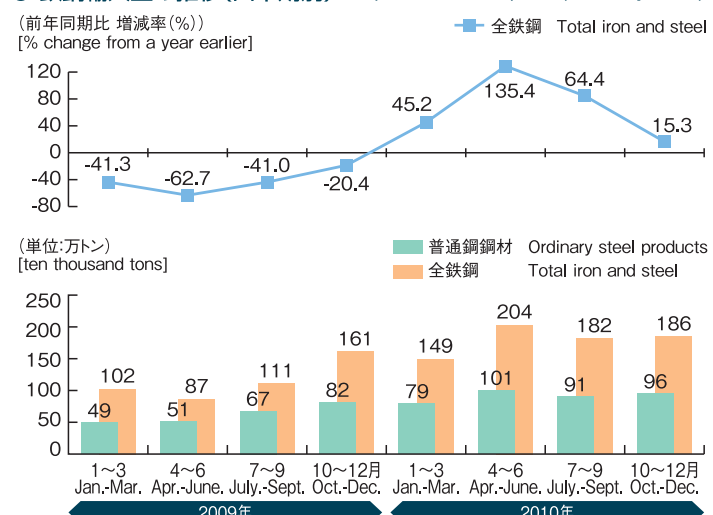
出所:財務省貿易統計 Source: "Trade Statistics of Japan" Ministry of Finance

● 鉄鋼輸入量の推移 Japanese Steel Imports



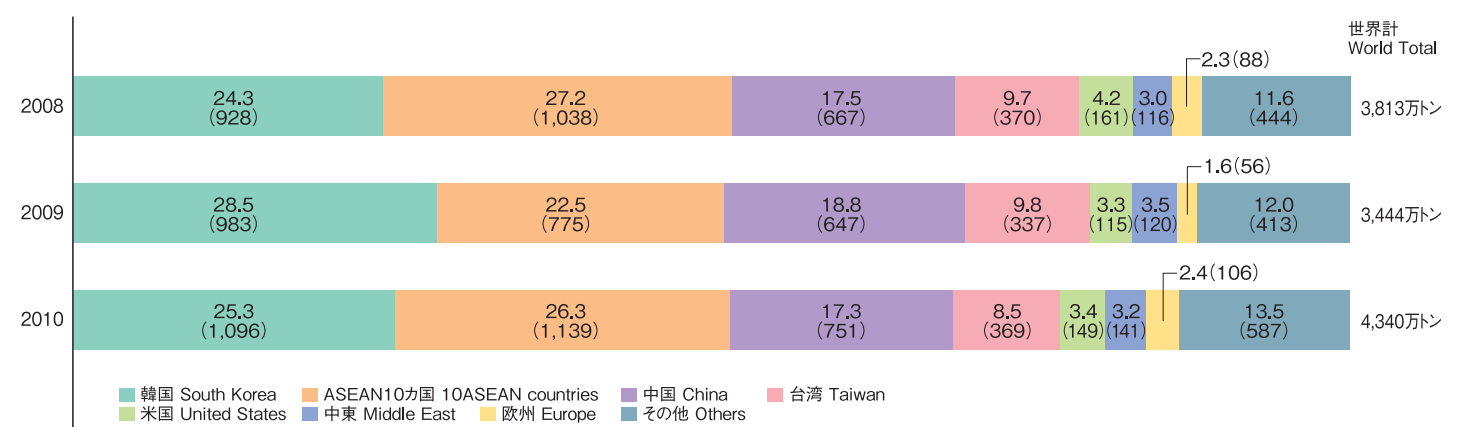
出所:財務省貿易統計 Source: "Trade Statistics of Japan" Ministry of Finance

● 鉄鋼輸入量の推移(四半期別) Japanese Steel Imports (Quarterly Basis)



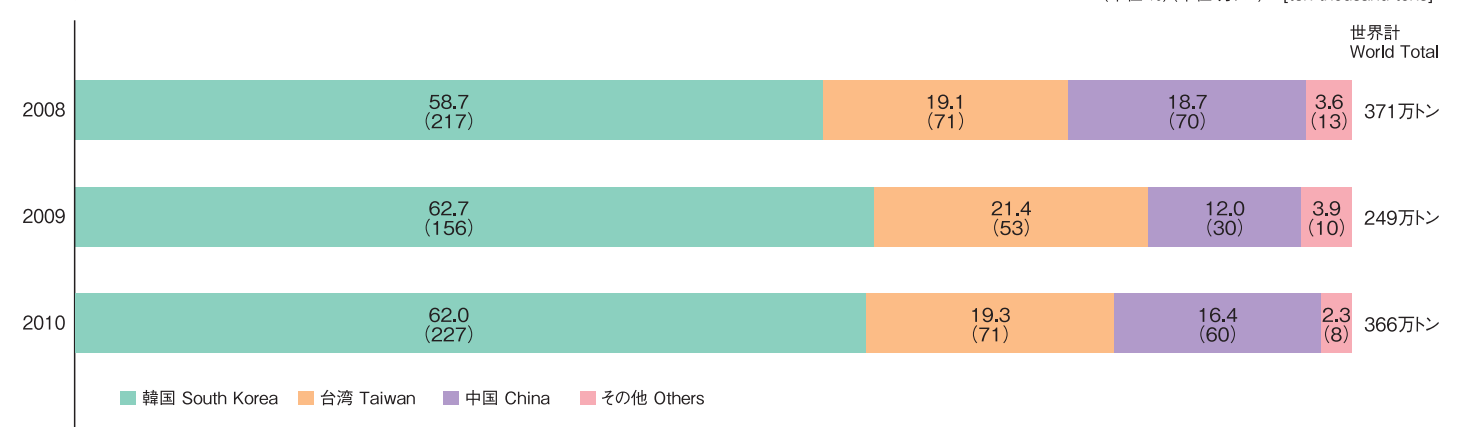
出所:財務省貿易統計 Source: "Trade Statistics of Japan" Ministry of Finance

● 全鉄鋼輸出量の仕向先別構成比推移 Total Iron and Steel Exports by Destination



出所:財務省貿易統計 Source: "Trade Statistics of Japan" Ministry of Finance

● 普通鋼鋼材輸入量の仕入先別構成比推移 Ordinary Steel Product Imports from Major Suppliers



出所:財務省貿易統計 Source: "Trade Statistics of Japan" Ministry of Finance

● 鉄鋼品種別輸出実績 Iron and Steel Exports by Type of Steel

| 品種別 Products | 2008 | 2009 | 2010 | |
|---|--------|--------|------------------|----------------------|
| | | | 構成比(%) Share (%) | 前年比増減率(%) Change (%) |
| 銑鉄 Pig iron | 42 | 591 | 34 | 0.1 ▲ 94.2 |
| 鋼塊・鋼半製品 Steel ingots and semi-finished steel | 4,760 | 5,843 | 5,229 | 12.0 ▲ 10.5 |
| 普通鋼鋼材 Ordinary steel products | 2,833 | 2,148 | 2,714 | 6.3 26.3 |
| 条鋼類 Long products | 368 | 383 | 558 | 1.3 45.6 |
| 軌条 Rails | 1,322 | 935 | 1,182 | 2.7 26.4 |
| 形鋼(含鋼矢板) Steel shapes and sheet piling | 695 | 453 | 465 | 1.1 2.6 |
| 棒鋼 Steel bars | 448 | 377 | 509 | 1.2 35.2 |
| 線材 Steel wire rods | 21,119 | 18,920 | 24,892 | 57.4 31.6 |
| 鋼板類 Flat-rolled product | 3,467 | 3,561 | 3,815 | 8.8 7.1 |
| 厚中板 Heavy and medium plates | 7,056 | 7,252 | 9,213 | 21.2 27.0 |
| 熱延薄板・鋼帯 Hot-rolled sheets and coils | 3,239 | 2,870 | 4,097 | 9.4 42.7 |
| 冷延鋼板類 Cold-rolled sheets and coils | 857 | 707 | 926 | 2.1 31.0 |
| 電気鋼板 Electrical sheets | 626 | 531 | 603 | 1.4 13.6 |
| ブリキ Tinplate | 5,370 | 3,582 | 5,632 | 13.0 57.2 |
| 亜鉛めっき鋼板 Galvanized sheets | 503 | 416 | 603 | 1.4 44.9 |
| その他表面処理鋼板 Other surface-treated and coated sheets | 2,476 | 1,274 | 1,704 | 3.9 33.8 |
| 鋼管 Tubular products | 26,428 | 22,341 | 29,310 | 67.5 31.2 |
| 計 Total | 26,428 | 22,341 | 29,310 | 67.5 31.2 |
| 特殊鋼鋼材 Special steel products | 5,909 | 4,824 | 7,782 | 17.9 61.3 |
| 二次製品 Secondary products | 698 | 512 | 719 | 1.7 40.4 |
| その他 Others | 291 | 330 | 324 | 0.7 ▲ 1.6 |
| 合計 Total | 38,128 | 34,441 | 43,395 | 100.0 26.0 |
| 総額(100万ドル) Value (US\$ million) | 46,442 | 33,357 | 44,842 | - 34.4 |

出所:財務省貿易統計 注:その他はフェロアロイ、鑄鉄管、合わせ鋼材などの計。 Source: "Trade Statistics of Japan" Ministry of Finance Note: "Others" is the total of ferroalloys, cast-iron pipes and clad steel.

● 鉄鋼品種別輸入実績 Iron and Steel Imports by Type of Steel

| 品種別 Products | 2008 | 2009 | 2010 | |
|---|--------|-------|------------------|----------------------|
| | | | 構成比(%) Share (%) | 前年比増減率(%) Change (%) |
| 銑鉄 Pig iron | 956 | 293 | 580 | 8.0 97.9 |
| 鋼塊・鋼半製品 Steel ingots and semi-finished steel | 140 | 48 | 98 | 1.4 101.9 |
| 普通鋼鋼材 Ordinary steel products | 344 | 344 | 384 | 5.3 11.5 |
| 条鋼類 Long products | 10 | 7 | 3 | 0.0 ▲ 53.2 |
| 軌条 Rails | 92 | 81 | 83 | 1.2 3.0 |
| 形鋼(含鋼矢板) Steel shapes and sheet piling | 15 | 15 | 27 | 0.4 74.0 |
| 棒鋼 Steel bars | 226 | 241 | 271 | 3.8 12.2 |
| 線材 Steel wire rods | 3,291 | 2,064 | 3,171 | 44.0 53.7 |
| 鋼板類 Flat-rolled product | 227 | 135 | 234 | 3.3 74.2 |
| 厚中板 Heavy and medium plates | 1,641 | 1,023 | 1,569 | 21.8 53.3 |
| 熱延薄板・鋼帯 Hot-rolled sheets and coils | 972 | 583 | 822 | 11.4 41.2 |
| 冷延鋼板類 Cold-rolled sheets and coils | 19 | 14 | 24 | 0.3 69.2 |
| 電気鋼板 Electrical sheets | 6 | 8 | 16 | 0.2 102.7 |
| ブリキ Tinplate | 357 | 257 | 426 | 5.9 65.5 |
| 亜鉛めっき鋼板 Galvanized sheets | 68 | 44 | 80 | 1.1 81.5 |
| その他表面処理鋼板 Other surface-treated and coated sheets | 71 | 87 | 108 | 1.5 24.5 |
| 鋼管 Tubular products | 3,706 | 2,495 | 3,664 | 50.8 46.8 |
| 計 Total | 3,706 | 2,495 | 3,664 | 50.8 46.8 |
| 特殊鋼鋼材 Special steel products | 205 | 181 | 293 | 4.1 61.4 |
| 二次製品 Secondary products | 636 | 512 | 640 | 8.9 24.9 |
| その他 Others | 2,331 | 1,082 | 1,934 | 26.8 78.7 |
| 合計 Total | 7,973 | 4,612 | 7,208 | 100.0 56.3 |
| 総額(100万ドル) Value (US\$ million) | 11,993 | 5,828 | 9,224 | - 58.3 |

出所:財務省貿易統計 注:その他はフェロアロイ、鑄鉄管、合わせ鋼材などの計。 Source: "Trade Statistics of Japan" Ministry of Finance Note: "Others" is the total of ferroalloys, cast-iron pipes and clad steel.