

全鉄鋼輸出量は3,444万トン、前年比9.7%減と4年振りの減少、全鉄鋼輸入量は461万トンと2年連続の減少

Exports were down 9.7% to 34.44 million tons, the first decline in four years, and imports were 4.61 million tons, down for the second consecutive year

2009年の全鉄鋼輸出量は前年比9.7%減少の3,444万トンと4年振りの減少となった。2008年9月の金融危機から発生した世界同時不況により輸出環境は急激に悪化、1~3月は前年同期比37.9%減と大幅に落ち込んだ。年後半からアジア向け輸出が回復し始め、10~12月は同30.9%増と大きく増加した。暦年での最大輸出仕向先は韓国(983万トン)で、以下、中国(647万トン)、台湾(337万トン)、タイ(299万トン)の順となった。

このうち、普通鋼鋼材は前年比15.5%減と4年振りの減少となった。その内訳をみると、熱延薄板・鋼帯、厚中板などが増加したものの、亜鉛めっき鋼板、冷延鋼板類、形鋼、棒鋼などが大幅に減少した。

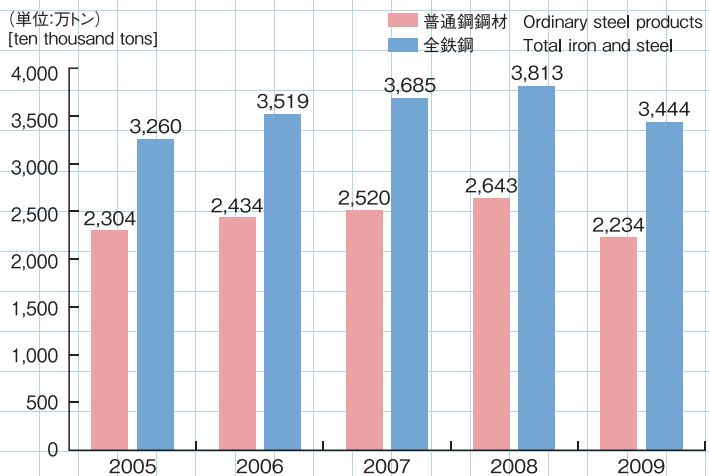
2009年の全鉄鋼輸入量は前年比42.2%減の461万トンと2年連続で減少した。うち、普通鋼鋼材は国内需要の低迷により249万トンと2年連続の減少となった。普通鋼鋼材の内訳をみると、最大の輸入品種である熱延薄板・鋼帯が前年比37.7%減少した他、冷延鋼板類、亜鉛めっき鋼板なども減少した。一方、線材は同6.5%の増加となった。普通鋼鋼材の最大の仕入先は韓国(156万トン)で、以下、台湾(53万トン)、中国(30万トン)の順となり、この3カ国で輸入量全体の96.1%を占めた。

Total iron and steel exports in 2009 decreased by 9.7% to 34.44 million tons, the first decline in four years. In the first quarter of the year, exports fell by 37.9% from one year earlier. The environment for exports deteriorated rapidly due to the global recession that followed the September 2008 financial crisis. Steel exports to Asia started recovering in the second half. In the fourth quarter, exports were 30.9% higher than one year earlier. For the year, South Korea was the largest buyer of Japanese exported steel (9.83 million tons), China was second (6.47 million tons), Taiwan was third (3.37 million tons) and Thailand was fourth (2.99 million tons).

Exports of ordinary steel products were lower for the first time in four years, declining by 15.5% from 2008. Exports of hot-rolled sheets and coils, heavy and medium plates and some other products were higher. But there were big declines in exports of galvanized sheets, cold-rolled sheets and coils, shapes and steel pilings, bars and other products.

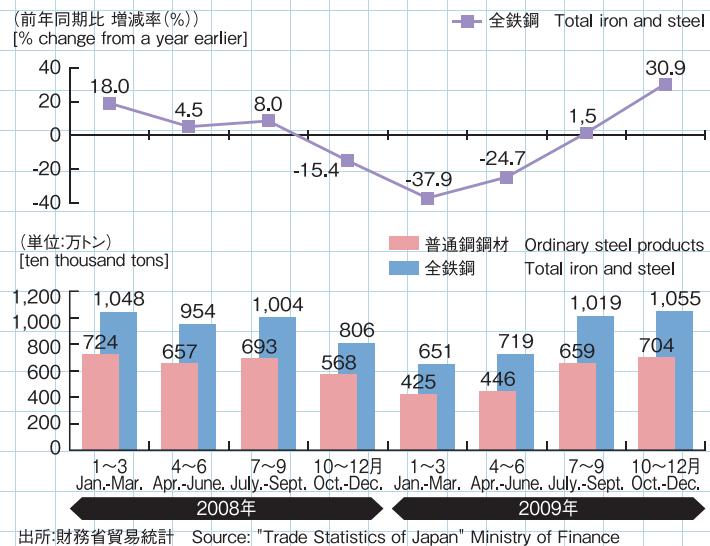
Total iron and steel imports were lower for the second consecutive year, dropping by 42.2% to 4.61 million tons. Imports of ordinary steel products were also down for the second consecutive year as sluggish domestic demand held these imports to 2.49 million tons. There was a 37.7% decline in imports of hot-rolled sheets and coils, which is the largest product category for imported steel. Imports of cold-rolled sheets and coils, galvanized sheets and other products decreased, too. But imports of wire rods increased by 6.5%. South Korea is the largest exporter to Japan (1.56 million tons), followed by Taiwan (530,000 tons) and China (300,000 tons). Together, these three countries accounted for 96.1% of Japan's imports of ordinary steel products in 2009.

● 鉄鋼輸出量の推移 Japanese Steel Exports



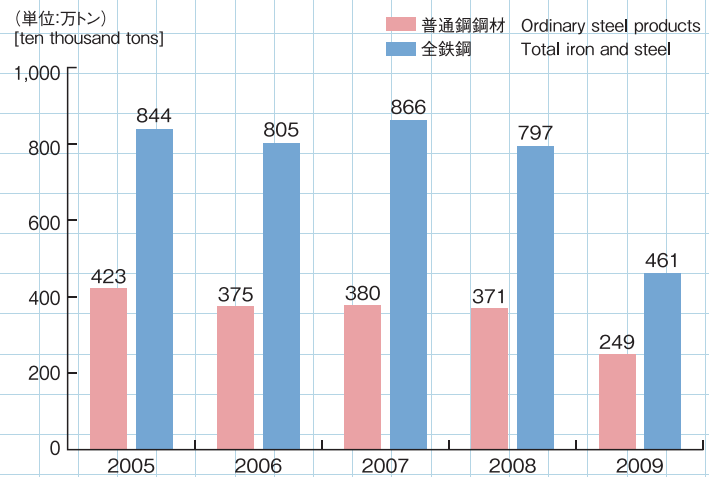
出所:財務省貿易統計 Source: "Trade Statistics of Japan" Ministry of Finance

● 鉄鋼輸出量の推移(四半期別) Japanese Steel Exports (Quarterly Basis)



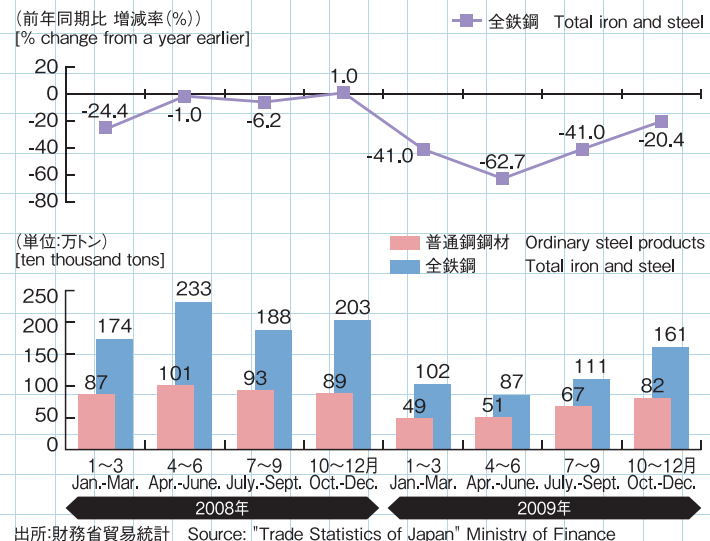
出所:財務省貿易統計 Source: "Trade Statistics of Japan" Ministry of Finance

● 鉄鋼輸入量の推移 Japanese Steel Imports



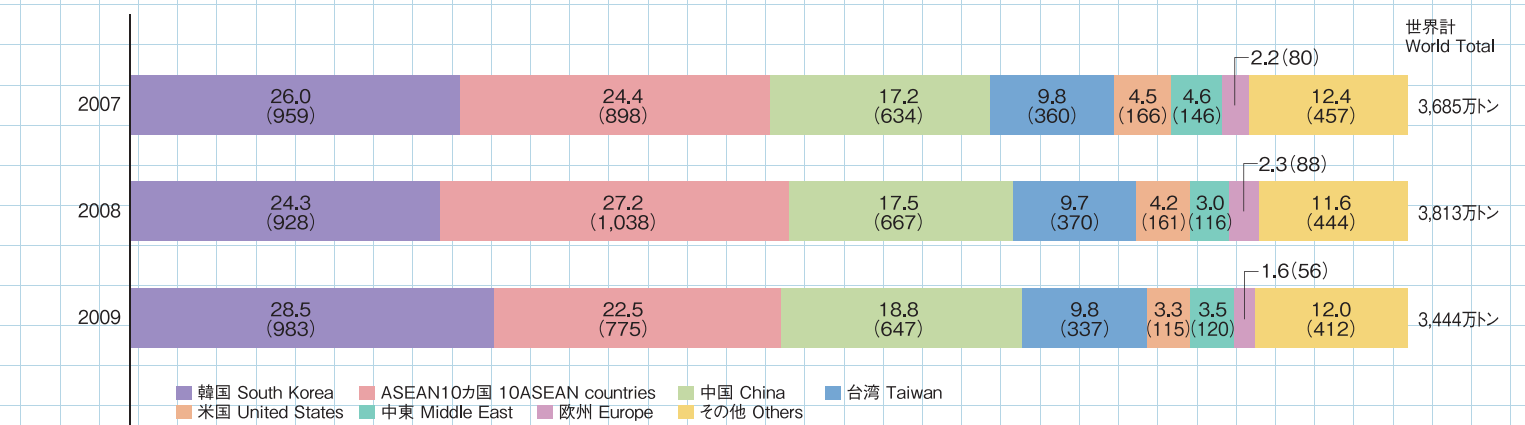
出所:財務省貿易統計 Source: "Trade Statistics of Japan" Ministry of Finance

● 鉄鋼輸入量の推移(四半期別) Japanese Steel Imports (Quarterly Basis)



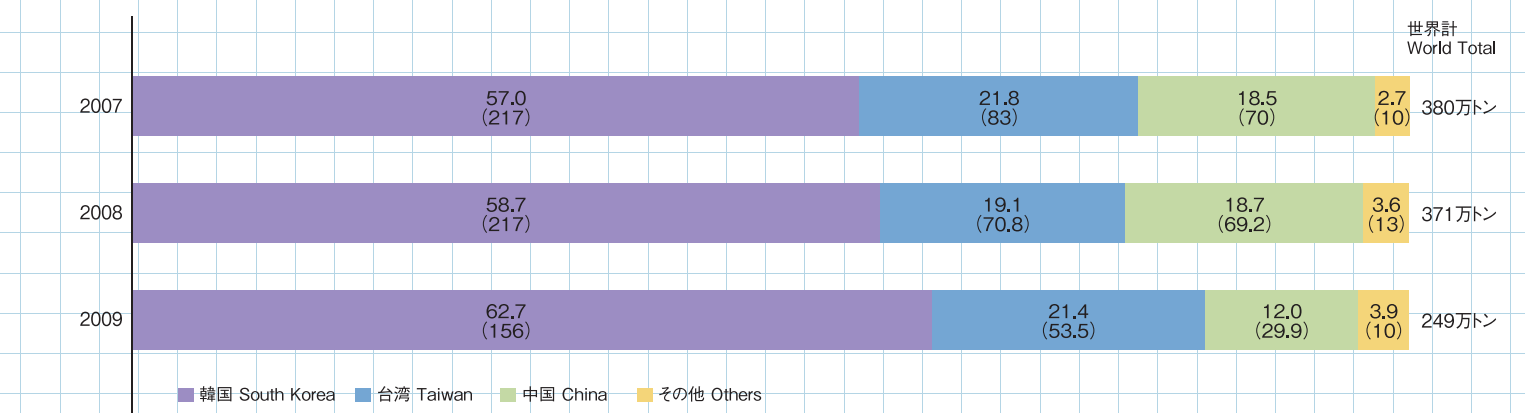
出所:財務省貿易統計 Source: "Trade Statistics of Japan" Ministry of Finance

● 全鉄鋼輸出量の仕向先別構成比推移 Total Iron and Steel Exports by Destination



出所:財務省貿易統計 Source: "Trade Statistics of Japan" Ministry of Finance

● 普通鋼鋼材輸入量の仕入先別構成比推移 Ordinary Steel Product Imports from Major Suppliers



出所:財務省貿易統計 Source: "Trade Statistics of Japan" Ministry of Finance

● 鉄鋼品種別輸出実績 Iron and Steel Exports by Type of Steel

品種別 Products	2007	2008	2009	
			構成比(%) Share (%)	前年比増減率(%) change (%)
鉄鉄 Pig iron	47	42	591	1.7 ▲ 1315.3
鋼塊・鋼半製品 Steel ingots and semi-finished steel	4,831	4,760	5,843	17.0 ▲ 22.7
普通鋼鋼材 Ordinary steel products	2,456	2,833	2,148	6.2 ▲ 24.2
条鋼類 Long products	360	368	383	1.1 ▲ 4.0
軌条 Rails	1,279	1,322	935	2.7 ▲ 29.3
形鋼(含鋼矢板) Steel shapes and sheet piling	401	695	453	1.3 ▲ 34.8
棒鋼 Steel bars	416	448	377	1.1 ▲ 15.9
線材 Steel wire rods	20,424	21,119	18,920	54.9 ▲ 10.4
鋼板類 Flat-rolled product	3,265	3,467	3,561	10.3 ▲ 2.7
厚中板 Heavy and medium plates	7,054	7,056	7,252	21.1 ▲ 2.8
熱延薄板・鋼帯 Hot-rolled sheets and coils	3,109	3,239	2,871	8.3 ▲ 11.4
冷延鋼板類 Cold-rolled sheets and coils	801	857	707	2.1 ▲ 17.5
電気鋼板 Electrical sheets	489	626	531	1.5 ▲ 15.2
ブリキ Tinplate	5,193	5,370	3,582	10.4 ▲ 33.3
亜鉛めっき鋼板 Galvanized sheets	512	503	416	1.2 ▲ 17.3
その他表面処理鋼板 Other surface-treated and coated sheets	2,317	2,476	1,274	3.7 ▲ 48.5
鋼管 Tubular products	25,197	26,428	22,341	64.9 ▲ 15.5
計 Total	5,789	5,909	4,824	14.0 ▲ 18.4
特殊鋼鋼材 Special steel products	698	698	512	1.5 ▲ 26.6
二次製品 Secondary products	289	291	330	1.0 ▲ 13.4
その他 Others	36,852	38,128	34,442	100.0 ▲ 9.7
合計 Total	36,610	46,442	33,381	- ▲ 28.1
総額(100万ドル) Value (US\$ million)				

出所:財務省貿易統計 注:その他はフェロアロイ、鑄鉄管、合わせ鋼材等の計。 Source: "Trade Statistics of Japan" Ministry of Finance Note: "Others" is the total of ferroalloys, cast-iron pipes and clad steel.

● 鉄鋼品種別輸入実績 Iron and Steel Imports by Type of Steel

品種別 Products	2007	2008	2009	
			構成比(%) Share (%)	前年比増減率(%) change (%)
鉄鉄 Pig iron	1,474	956	293	6.4 ▲ 69.3
鋼塊・鋼半製品 Steel ingots and semi-finished steel	242	140	48	4.8 ▲ 65.5
普通鋼鋼材 Ordinary steel products	369	344	344	7.5 ▲ 0.1
条鋼類 Long products	6	10	7	0.1 ▲ 31.3
軌条 Rails	98	92	81	1.8 ▲ 12.3
形鋼(含鋼矢板) Steel shapes and sheet piling	13	15	15	0.3 ▲ 0.4
棒鋼 Steel bars	253	226	241	5.2 ▲ 6.5
線材 Steel wire rods	3,330	3,291	2,064	44.7 ▲ 37.3
鋼板類 Flat-rolled product	187	227	135	2.9 ▲ 40.8
厚中板 Heavy and medium plates	1,712	1,641	1,023	22.2 ▲ 37.7
熱延薄板・鋼帯 Hot-rolled sheets and coils	962	972	583	12.6 ▲ 40.1
冷延鋼板類 Cold-rolled sheets and coils	20	19	14	0.3 ▲ 25.1
電気鋼板 Electrical sheets	9	6	8	0.2 ▲ 29.3
ブリキ Tinplate	371	357	257	5.6 ▲ 28.0
亜鉛めっき鋼板 Galvanized sheets	68	68	44	1.0 ▲ 35.3
その他表面処理鋼板 Other surface-treated and coated sheets	100	71	87	1.9 ▲ 22.6
鋼管 Tubular products	3,799	3,706	2,495	54.1 ▲ 32.7
計 Total	286	205	181	3.9 ▲ 11.4
特殊鋼鋼材 Special steel products	632	636	512	11.1 ▲ 19.4
二次製品 Secondary products	2,231	2,331	1,082	23.5 ▲ 53.6
その他 Others	8,664	7,973	4,612	100.0 ▲ 42.2
合計 Total	8,664	7,973	4,612	- ▲ 51.4
総額(100万ドル) Value (US\$ million)				

出所:財務省貿易統計 注:その他はフェロアロイ、鑄鉄管、合わせ鋼材等の計。 Source: "Trade Statistics of Japan" Ministry of Finance Note: "Others" is the total of ferroalloys, cast-iron pipes and clad steel.