

粗鋼生産8,753万トン、前年比26.3%減、1969年以来の低水準

Crude steel production down 26.3% to 87.53 million tons, the lowest level since 1969

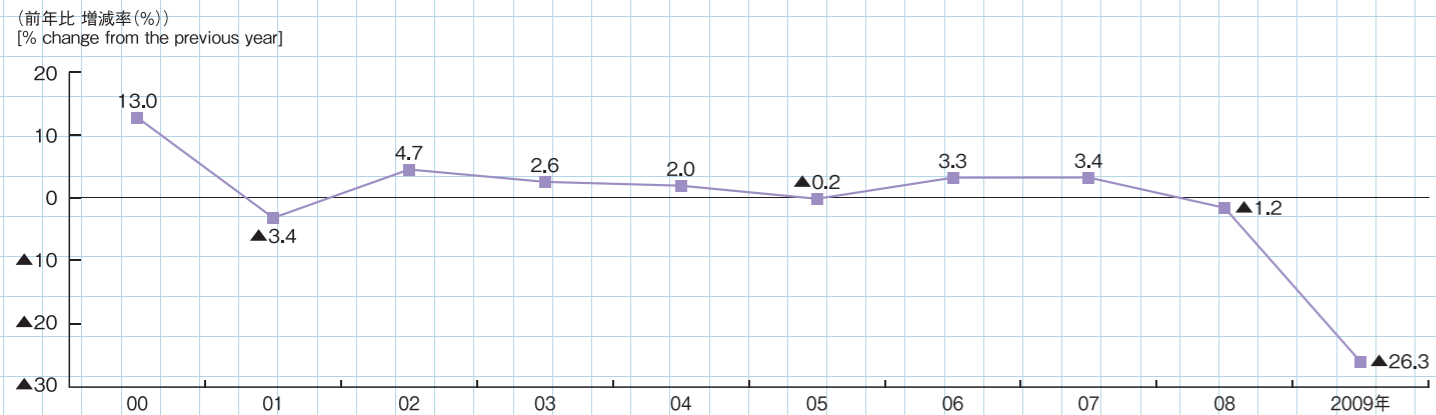
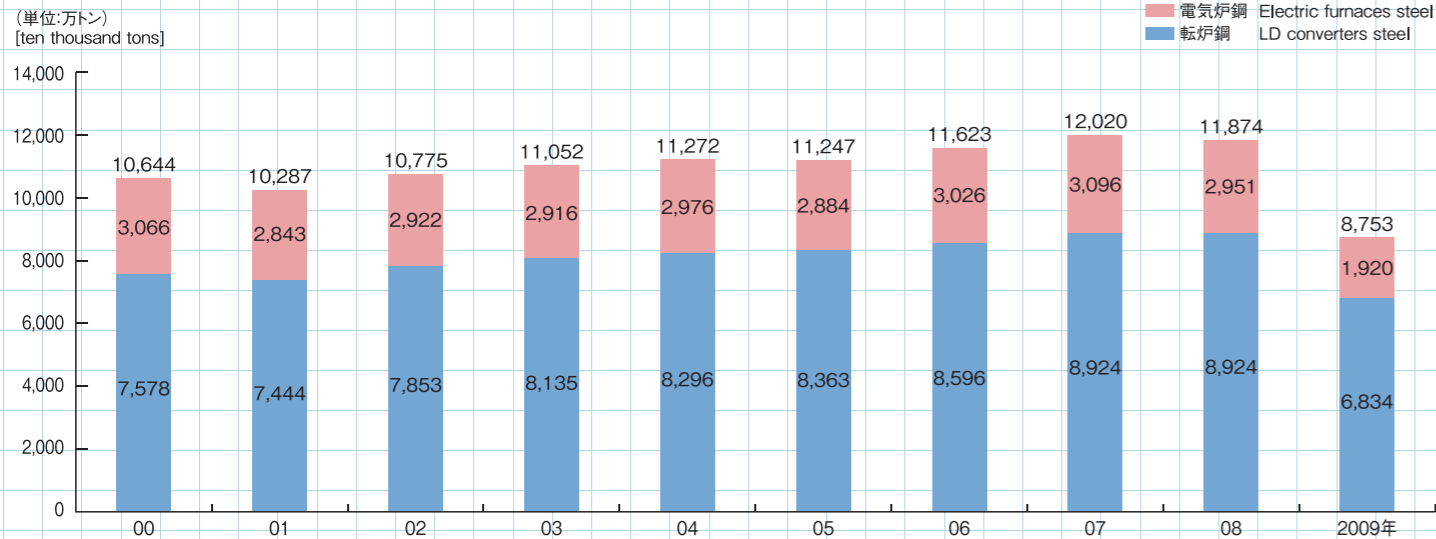
2009年の粗鋼生産は、前年比26.3%減の8,753万トンと2年連続の減少となり、1971年以来38年振りに9,000万トンを下回り、1969年以来の低水準となった。2008年9月に発生した金融危機からの世界同時不況による影響を受け、2009年1～3月の粗鋼生産は前年同期比42.9%減と大幅な減産となり、4～6月も同38.5%減と低迷した。年後半に入り、自動車向け需要が回復に転じ、また東アジア向けを中心とした鋼材輸出が高水準で推移したことから、粗鋼生産は回復し始め、10～12月は同0.8%増となった。

普通鋼熱間圧延鋼材の生産は、前年比2,088万トン、24.8%減の6,342万トンと、2年連続の減少となった。特殊鋼熱間圧延鋼材生産は、同851万トン、39.1%減の1,327万トンと10年振りの減少となった。

Crude steel production in Japan declined in 2009 for the second consecutive year, falling by 26.3% to 87.53 million tons. This was the first time since 1971, a period of 38 years, that this figure fell below 90 million tons and was the smallest production volume since 1969. In the first quarter of 2009, crude steel production plunged by 42.9% from one year earlier because of the global recession that began with the September 2008 financial crisis. Crude steel production then dropped by 38.5% year-on-year in the second quarter. A recovery in production volume started in the second half of 2009. An upturn in steel demand in the automobile industry was one reason. There was also a high volume of steel exports, chiefly to Eastern Asia. As a result, crude steel production in the fourth quarter was 0.8% higher than one year earlier.

Production of hot-rolled ordinary steel products decreased 20.88 million tons, or 24.8%, to 6.342 million tons, the second consecutive year of decline. Production of special hot-rolled steel was down 8.51 million tons, or 39.1%, to 1.327 million tons, the first decrease in 10 years.

● 粗鋼生産推移 Crude Steel Production



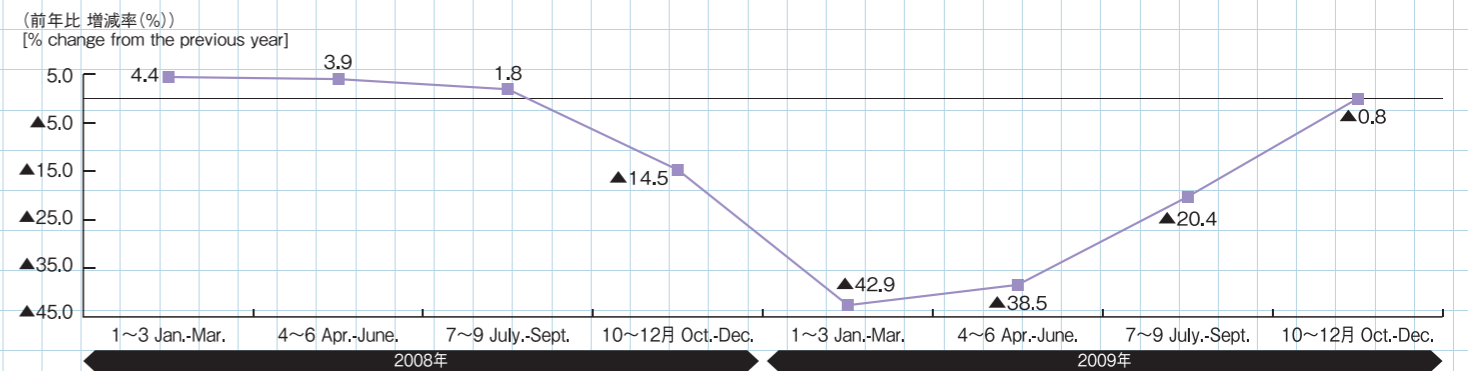
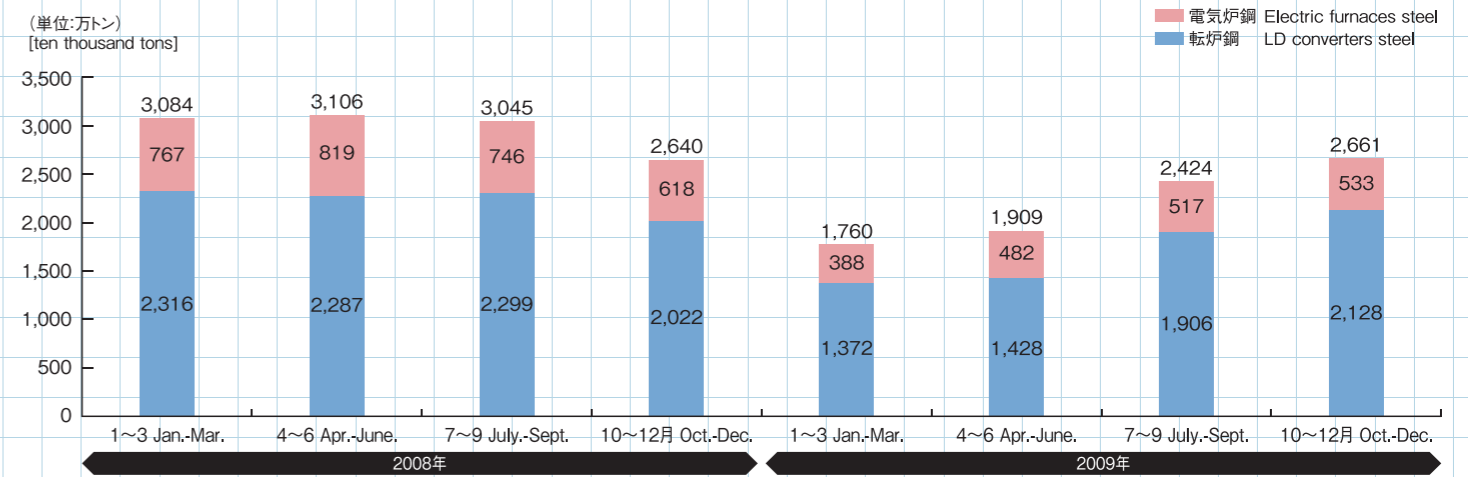
出所:経済産業省「鉄鋼・非鉄金属・金属製品統計月報」 Source: "Monthly Report of Iron and Steel, Non-ferrous Metals, and Fabricated Metals Statistics," Ministry of Economy, Trade and Industry

● 鉄鋼生産実績 Iron and Steel Production

品種/年 Product/year	過去最高 Past record	2005	2006	2007	2008	2009	2009/2008 (%) change
銑鉄 Pig iron	9,044 (1974年)	8,306	8,427	8,677	8,617	6,694	-22.3
粗鋼計 Total of crude steel	12,020 (2007年)	11,247	11,623	12,020	11,874	8,753	-26.3
LD converters steel	9,606 (1973年)	8,363	8,596	8,924	8,924	6,834	-23.4
Electric furnaces steel	3,470 (1990年)	2,884	3,026	3,096	2,950	1,920	-34.9
普通鋼 Ordinary crude steel	10,594 (1973年)	8,794	9,070	9,408	9,257	7,141	-22.9
特殊鋼 Special crude steel	2,617 (2008年)	2,454	2,553	2,612	2,617	1,613	-38.4

出所:経済産業省「鉄鋼・非鉄金属・金属製品統計月報」 Source: "Monthly Report of Iron and Steel, Non-ferrous Metals, and Fabricated Metals Statistics," Ministry of Economy, Trade and Industry

● 粗鋼生産推移(四半期別) Crude Steel Production (Quarterly Basis)



出所:経済産業省「鉄鋼・非鉄金属・金属製品統計月報」 Source: "Monthly of Iron and Steel, Non-ferrous Metals, and Fabricated Metals Statistics," Ministry of Economy, Trade and Industry

● 普通鋼熱間圧延鋼材の生産量 Production of Ordinary Hot-rolled Steel Products

品種別 Products	生産 Production			構成比 Share	2009/2008 (%) change
	2007	2008	2009		
軌条 Rails	50	53	56	0.9	5.3
形鋼(含鋼矢板) Steel shapes and sheet pilings	871	813	549	8.7	-32.4
棒鋼 Steel bars	1,315	1,162	910	14.3	-21.7
線材 Steel wire rods	254	239	163	2.6	-31.5
厚板 Heavy plates	1,301	1,382	1,126	17.8	-18.5
中板・薄板 Medium plates/sheets	20	16	10	0.2	-38.7
広幅鋼帯 Wide strips	4,692	4,596	3,429	54.1	-25.4
鋼帯 Narrow strips	92	85	53	0.8	-38.4
外輪 Tyres and wheels	76	83	47	0.7	-43.9
合計 Total	8,670	8,430	6,342	100.0	-24.8

出所:経済産業省「鉄鋼・非鉄金属・金属製品統計月報」 Source: "Monthly of Iron and Steel, Non-ferrous Metals, and Fabricated Metals Statistics," Ministry of Economy, Trade and Industry

● 特殊鋼熱間圧延鋼材の生産量 Production of Special Hot-rolled Steel Products

鋼種別 Kinds of Products	生産 Production			構成比 Share	2009/2008 (%) change
	2007	2008	2009		
工具鋼 Tool steels	28	28	12	0.9	-57.4
機械構造用炭素鋼 Carbon steel for machine structure	510	515	284	21.4	-44.8
構造用合金鋼 Alloy steel for structure	410	419	236	17.8	-43.7
ばね鋼 Spring steel	50	51	29	2.2	-43.0
軸受鋼 Bearing steel	92	105	55	4.1	-47.9
ステンレス鋼 Stainless steel	349	321	235	17.7	-26.9
快削鋼 Free-cutting steel	99	92	53	4.0	-42.8
ピアノ線材 Piano wire rods	72	79	53	4.0	-32.6
高抗張力鋼 High-tensile-strength steel	528	558	363	27.4	-35.0
その他の特殊用途鋼 Other steel for special purposes	11	10	7	0.6	-26.8
合計 Total	2,150	2,178	1,327	100	-39.1

出所:経済産業省「鉄鋼・非鉄金属・金属製品統計月報」 Source: "Monthly of Iron and Steel, Non-ferrous Metals, and Fabricated Metals Statistics," Ministry of Economy, Trade and Industry

● 普通鋼冷間仕上・めっき鋼材の生産量 Production of Ordinary cold-finished steel Products and Coated Sheets

品種別 Products	2007	2008	2009	2009/2008 (%) change
普通鋼冷間仕上 Ordinary cold-finished steel				
磨帯鋼 Cold-rolled narrow strips	15	15	8	-43.8
冷延広幅鋼 Cold-rolled wide strips	2,404	2,377	1,707	-28.2
冷延鋼板 Cold-rolled sheets and strips	4	3	2	-47.0
冷延電気鋼帯 Cold-rolled electrical sheets and strips	192	190	141	-25.9
めっき鋼材 Coated steel				
ブリキ Tin plates	99	111	92	-17.7
亜鉛めっき鋼板 Galvanized sheets	1,512	1,477	966	-34.6
ティンフリースチール Tin-free steel	80	84	73	-13.4
その他の金属めっき鋼板 Other metallic-coated sheets	147	124	85	-31.6

出所:経済産業省「鉄鋼・非鉄金属・金属製品統計月報」 Source: "Monthly of Iron and Steel, Non-ferrous Metals, and Fabricated Metals Statistics," Ministry of Economy, Trade and Industry

● 熱間鋼管の生産量 Production of Hot-steel Pipes and Tubes

品種別 Products	2007	2008	2009	2009/2008 (%) change
普通鋼熱間鋼管 Ordinary hot-steel pipes and tubes				
継目無鋼管 Seamless pipes and tubes	71	71	48	-31.4
鍛接鋼管 Butt welded pipes and tubes	22	21	14	-36.4
電縫鋼管 Electric-welded pipes and tubes	374	354	228	-35.5
電弧溶接鋼管 Arc-welded pipes and tubes	119	113	75	-33.4
特殊鋼熱間鋼管 Special hot-steel pipes and tubes				
継目無鋼管 Seamless pipes and tubes	136	140	86	-38.7
電縫鋼管 Electric-welded pipes and tubes	43	52	24	-53.5
電弧溶接鋼管 Arc-welded pipes and tubes	104	103	64	-38.2

出所:経済産業省「鉄鋼・非鉄金属・金属製品統計月報」 Source: "Monthly of Iron and Steel, Non-ferrous Metals, and Fabricated Metals Statistics," Ministry of Economy, Trade and Industry